

Air Cooled Dry Pump

NeoDry Series

Air-Cooled, Reduced Foot Print, Dry Vacuum Pump, The Lowest CoO, Competitively Priced

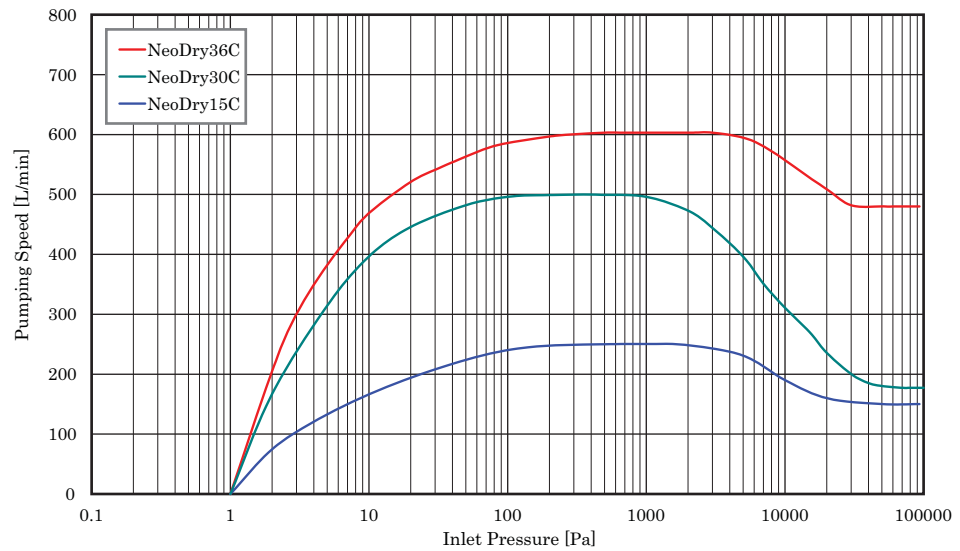


- Simple Hookup - Does not require Water or N2
- Lowest CoO Among Comparable Pumps
- Maintenance Free - Non Contact Internal Components
- Applicable for Water Vapor Pumping

Specification Table

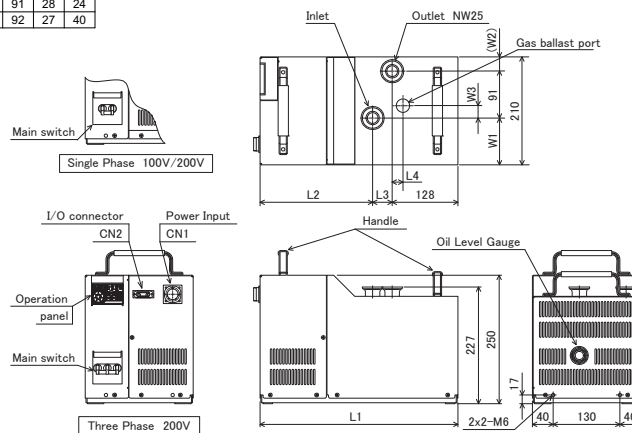
Item	Model	NeoDry 15C	NeoDry 30C	NeoDry 36C	Remarks
Max. Pumping Speed (liter per min (cf per min))		250 (9)	500 (18)	600 (21)	
Ultimate Pressure (Pa (Torr))		1.0 (0.007)			
Max. Inlet Pressure		ATM			
Connection Size	Inlet	NW25	NW40		
	Outlet	NW25			
Rated Motor Output (kW)		0.4		0.75	
Power Supply (50/60Hz)		- Single Phase: 100-115V - Single Phase: 200-240V - 3-Phase: 200-240V			
Gas Purge System		Available (N ₂ or Air)			Optional
Max. Water Vapor Allowance		250g/h		350g/h	
Noise (dB (A))		60		62	With Inlet Closed
Weight (kg(lbs))		26 (57)	29 (64)	58 (128)	
Others		The external structure is not completely leak tight.			

Pumping Curve

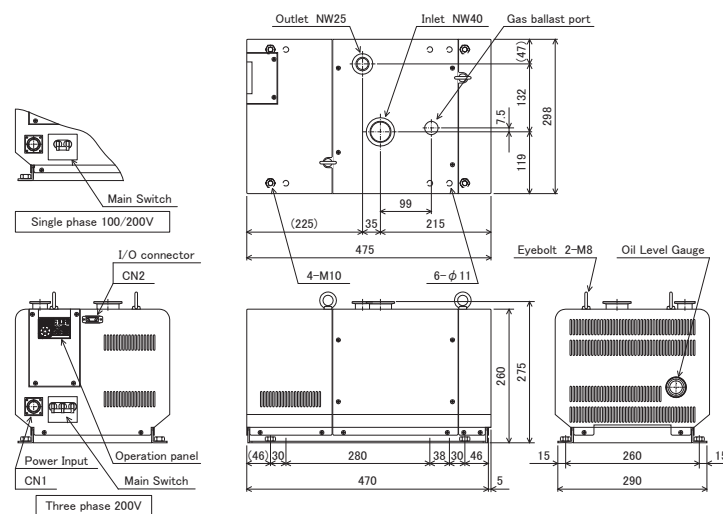


Pump Schematics (NeoDry 15C, NeoDry 30C)

Model	Inlet	L1	L2	L3	L4	W1	W2	W3
NeoDry15C	NW25	385	219	38	21	91	28	24
NeoDry30C	NW40	410	237	45	19	92	27	40



Pump Schematics (NeoDry 36C)



Air Cooled Dry Pump

Note 1) Because we are constantly working to improve performance and upgrade our products, specifications and diagrammatic representations in this catalog may change without notice.
 Note 2) Products displayed in this catalog must be approved for export in accordance with the Foreign Exchange and Foreign Trade Control Act. Before placing an export order, please contact our Business Department.

- Dry vacuum Pump
- Mechanical Booster Pump
- Air Discharge System